









COPYRIGHT 2008 FERNANDEZ & ASSOCIATES
ALL RIGHTS RESERVED. NO PART OF THIS WORK MAY BE REPRODUCED OR COPIED IN ANY FORM OR BY MEANS - GRAPHIC, ELECTRONIC OR MECHANICAL INCLUDING PHOTOCOPIING, RECORDING, TAPING, OR INFORMATION AND RETRIEVAL SYSTEMS - WITHOUT WRITTEN PERMISSION OF FERNANDEZ & ASSOCIATES

IT IS A VIOLATION UNDER APPLICABLE LAW FOR ANY PERSON, UNLESS ACTING UNDER THE DIRECTION OF A LICENSED PROFESSIONAL ENGINEER TO ALTER ANY ITEM ON THIS DOCUMENT IN ANY WAY.

LEGEND

NEW

-  ADDRESSABLE FULL STATION
-  ADDRESSABLE SMOKE DETECTOR
-  STROBE UNIT (15/15 cd)
-  COMBINATION HORN/STROBE UNIT (15/15 cd)
-  CEILING MOUNTED COMBINATION HORN/STROBE UNIT (115 cd)
-  CEILING MOUNTED STROBE UNIT (115 cd)
-  COMBINATION HORN/STROBE UNIT (75 cd)
-  STROBE UNIT (75 cd)

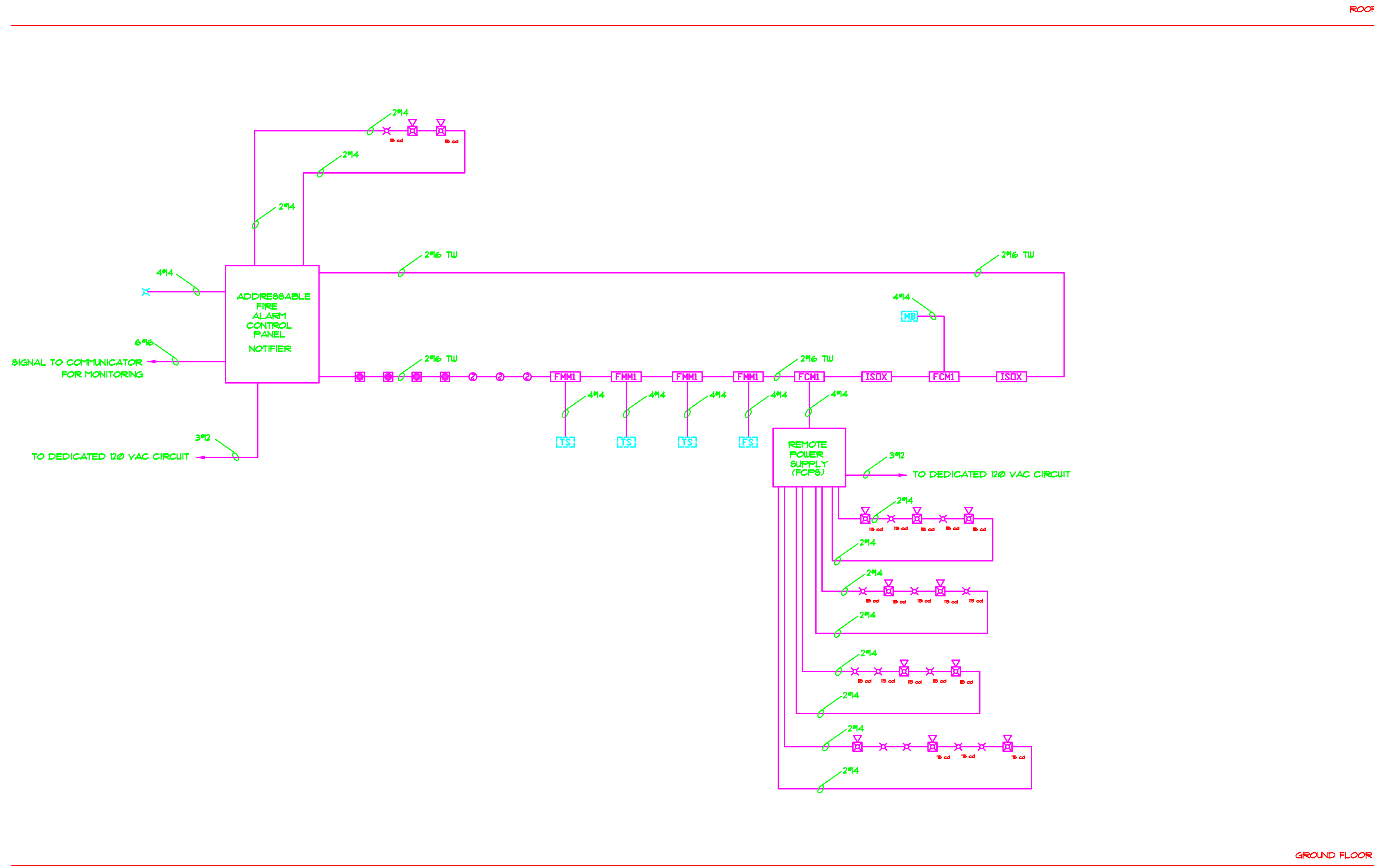
-  ADDRESSABLE MONITOR MODULE
-  ADDRESSABLE CONTROL MODULE
-  ADDRESSABLE FIRE ALARM CONTROL PANEL
-  8 AMP REMOTE POWER SUPPLY
-  ISOLATION MODULE

EXISTING TO REMAIN

-  EXISTING LOCAL ENERGY MASTER BOX
-  EXISTING OUTSIDE RED BEACON
-  EXISTING SPRINKLER TAMPER SWITCH
-  EXISTING SPRINKLER FLOW SWITCH

NOTES

1. INSTALLATION TO BE IN ACCORDANCE WITH NFPA-72, 2002 EDITION, AMERICANS WITH DISABILITY ACT, MASSACHUSETTS STATE BUILDING & LOCAL CODES, STANDARDS AND ORDINANCES.
2. INSTALL FULL STATIONS AT MAXIMUM HEIGHT OF 48 INCHES ABOVE FINISH FLOOR.
3. INSTALL HORN/STROBES AT MAXIMUM HEIGHT OF 80 INCHES ABOVE FINISH FLOOR OR 6 INCHES BELOW CEILING, WHICHEVER IS LOWER.
4. MEET OTHER REQUIREMENTS OF THE AUTHORITY HAVING JURISDICTION.
5. ALL EXISTING FIRE ALARM EQUIPMENT TO BE REMOVED AFTER NEW SYSTEM HAS BEEN APPROVED.
6. EXISTING MASTER BOX AND OUTSIDE RED BEACON TO REMAIN AND BE RECONNECTED TO NEW FIRE ALARM SYSTEM.
7. EXISTING FLOW AND TAMPER SWITCHES TO BE REWIRED BY ELECTRICAL CONTRACTOR TO NEW FIRE ALARM SYSTEM.



△		
△		
△		
△		
△		

NO.	REVISIONS	DATE
JOB NO.	382	
DRAWN BY	LFF	
DESIGNED BY	LFF	
SCALE	Not To Scale	
DATE	03/27/08	

PROJECT
Combustible Liquids Warehouse
Braintree, MA

TITLE
Fire Alarm Riser Diagram

DRAWING NO.
FA-3